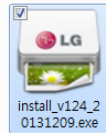


# Install(1/2)

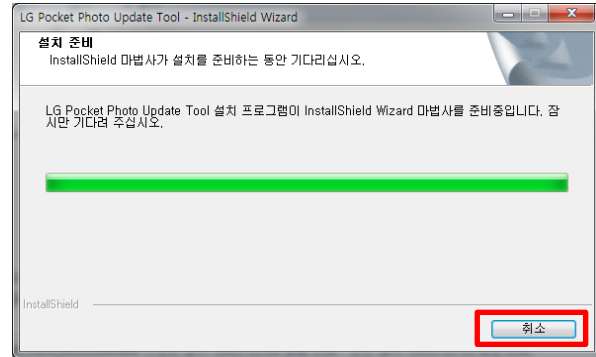
## <Installation Specification>

Microsoft Windows XP/Vista/7/8  
Minimum 100MB HDD Space  
256MB RAM

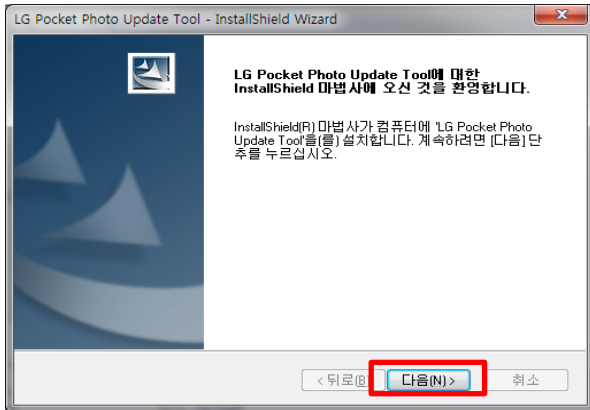
### 1. Double click for installation



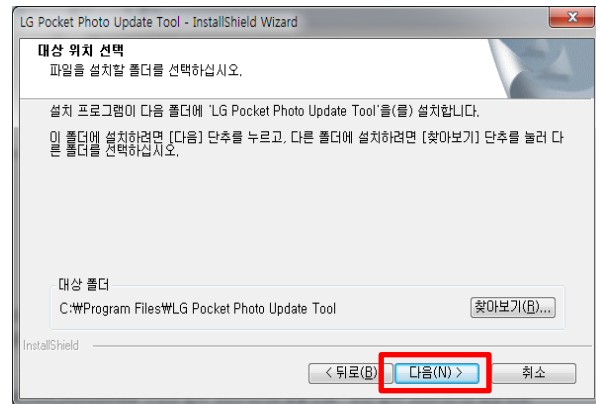
### 2. Preparing Installation



### 3. Click "Next"

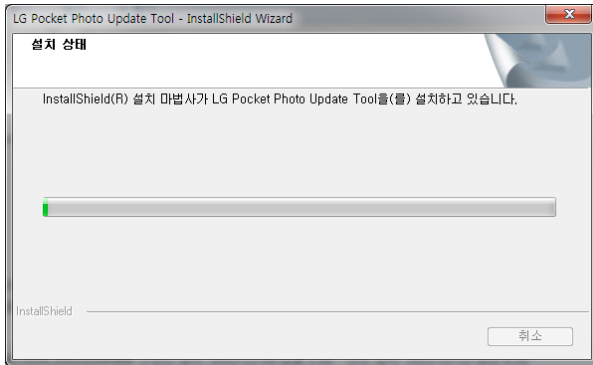


### 4. Click "Next"



# Install(2/2)

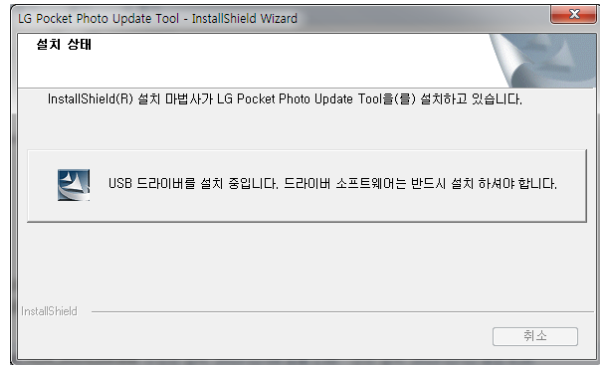
## 5. Now Installing



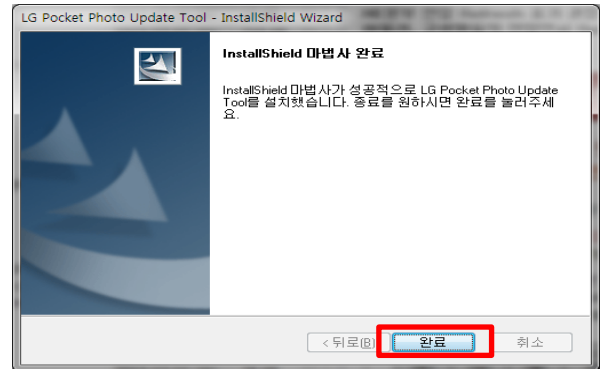
## 6. Device driver installation

- Driver installation is mandatory.

※ You may see the Pop-up notification.



## 7. Click 'Finish', and then Installation completed



# Update (1/2)

## 1. Run update tool



## 2. USB connection and Power on - Click "Check Update"



## 3. Compare current version and newest version - click "Update"



# Update(2/2)

## 4. Downloading Firmware



## 5. Updating Firmware



## 6. Complete Update

- Click 'OK'

